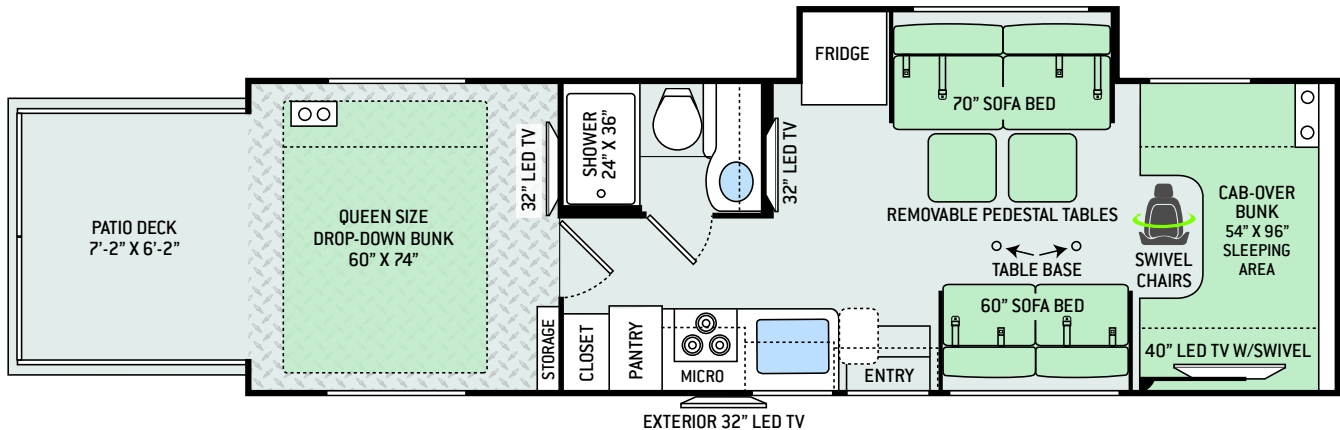




OUTLAW[®]
BY THOR MOTOR COACH


The Outlaw breaks the rules of traditional motorhomes and is on everyone's "wanted list."

Outlaw Class C 29J Floor Plan



CLASS C	29J
Chassis	Ford
Gross Vehicle (GVWR)	14,500
Gross Combined (GCWR)	22,000
Wheel Base	219"
Exterior Length	31'-1"
Exterior Height (w/AC)	10'-10"
Exterior Width (w/o mirrors)	99"
Interior Height (living area)	84"
Awning Size	16'
Fuel (gal)	55
LPG (lbs)	40.9
Fresh/Waste/Gray Water (gal)	40 / 30 / 34.5
Water Heater (gal)	Instant Tankless
Furnace (BTUs)	19,000
Exterior Storage Capacity (cu. ft.)	17.2 (plus Garage)
Garage Capacity (lbs)	1,000

Outlaw Class C Interior Decor



ACES WILD




CHAIN REACTION



HEARTBREAKER



BRAZILIAN CHERRY



MALIBU MAPLE



COUNTERTOPS



RESIDENTIAL VINYL FLOORING

Outlaw Class C Features

CONSTRUCTION & EXTERIOR

- Ford® E-Series Chassis
- 6.8L Triton® V10, 305HP & 420 lb.-ft. Torque – TorqShift® 6-Speed Automatic Transmission
- Automatic Leveling Jacks with Touchpad Controls
- Premium One-Piece TPO Roof
- HD-MAX® Exterior with Graphics Package
- Lighted Rotocast Storage Compartments
- Flush Mount Radius Compartment Doors
- Power Patio Awning w/Integrated LED Lighting
- Frameless Windows
- Drop-Down Ramp Door, Patio Deck Railings & Manual Patio Awning
- Air Ventilation Sidewall Vents in Garage
- 8,000-lb. Trailer Hitch with 7-pin Round Connector

AUTOMOTIVE & COCKPIT

- Touchscreen Dash Radio with Back-Up Monitor
- Heated/Remote Exterior Mirrors with Integrated Side View Cameras
- Swivel Leatherette Captain's Chairs
- Keyless Entry System
- Emergency Engine Start Switch

- Windshield Privacy Curtain
- Valve Stem Extenders
- Aluminum Running Boards
- Stainless Steel Wheel Liners

INTERIOR

- Rubber Tread Entry Steps with Step Well Light
- Residential Vinyl Flooring
- Ceiling Ducted Air Conditioning System in Living Area
- Hard Vinyl Ceiling in Living Area
- Cab-Over Bunk Ladder
- LED Lighting
- Raised Panel Upper Cabinet Doors with Nickel Finish Hardware
- Laminate Countertops
- Leatherette Side Sleeper Sofas & Removable Pedestal Tables
- Window Privacy Roller Shades
- 12-volt Attic Fan with Cover in Cab-Over
- Stainless Steel Storage Cabinet in Garage
- Tread Plate Non-Slip Flooring in Garage
- Tie Down Rings in Garage
- Ceiling Vent in Garage
- Bug Screen Curtain in Garage
- Queen Size Drop-Down Bunk in Garage

INTERIOR OPTIONS

- Cab-Over Child Safety Net

KITCHEN

- 6 cu. ft. Double Door Refrigerator with Smoked Acrylic Panel Inserts
- Recessed 3-Burner Gas Cooktop w/Glass Cover
- Convection Microwave Oven
- Protective Cover & Task Lighting Above Cooktop
- Decorative Tile Backsplash
- Large Single Bowl Stainless Steel Sink & Single Handle Faucet w/Pull-Down Sprayer
- Kitchen Waste Basket
- 12-volt Attic Fan with Cover

BATHROOM

- Power Vent
- Stainless Steel Sink
- Foot Flush Porcelain Toilet
- Shower with Retractable Door

ENTERTAINMENT


- 40" LED TV on Manual Swivel & Blu-Ray Player in Cab-Over
- 32" LED TV in Garage

- Exterior 32" LED TV on Manual Swivel
- Bluetooth® Coach Radio System in Garage with Exterior Speakers
- Cable TV & HDMI Ready
- Digital TV Antenna
- Power Charging Centers for Electronics

ELECTRICAL & PLUMBING

- Onan® RV QG 4000 Gas Generator
- 30-amp Shoreline Power Cord
- Automatic Shoreline-to-Generator Transfer Switch
- 13,500 BTU Front Roof Air Conditioner
- 5,000 BTU Air Conditioner in Garage
- Battery Disconnect Switch
- Dual Auxiliary House Batteries
- 1,000-watt Entertainment Inverter
- Exterior LP Connection
- Pre-wired for Solar Charging
- Whole Coach Water Filtration System
- Instant Tankless Water Heater
- Black Tank Flush System
- Holding Tanks with Heat Pads
- Outside Shower
- Systems Control Center
- Rapid Camp® Wireless Control System

Outlaw Class C Exterior Graphics



METEOR BLAST



PURE ENERGY



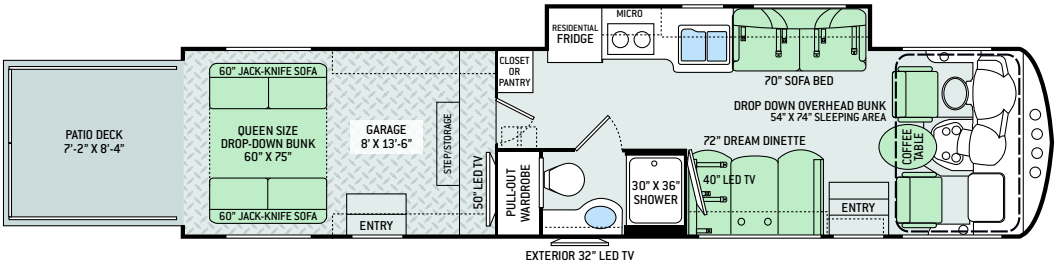
Thinking about buying a new coach?

Have a question about one of our motorhomes? Trying to find a dealer near you?

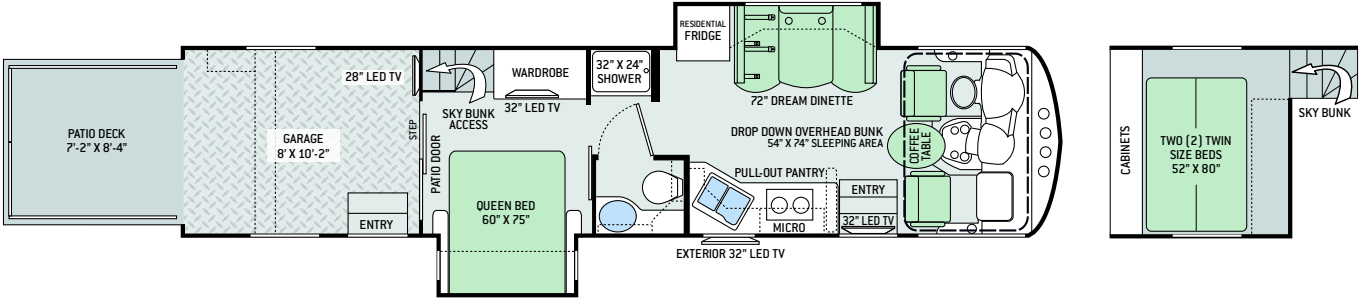
Our Coach Link support team is here to help you in your purchase of a new motorhome! This dynamic team focuses directly on helping you find the answers you need to help get you behind the wheel of one of our great new motorhomes. Call: 800.860.5658 or visit us online: thormotorcoach.com

Outlaw Class A Floor Plans

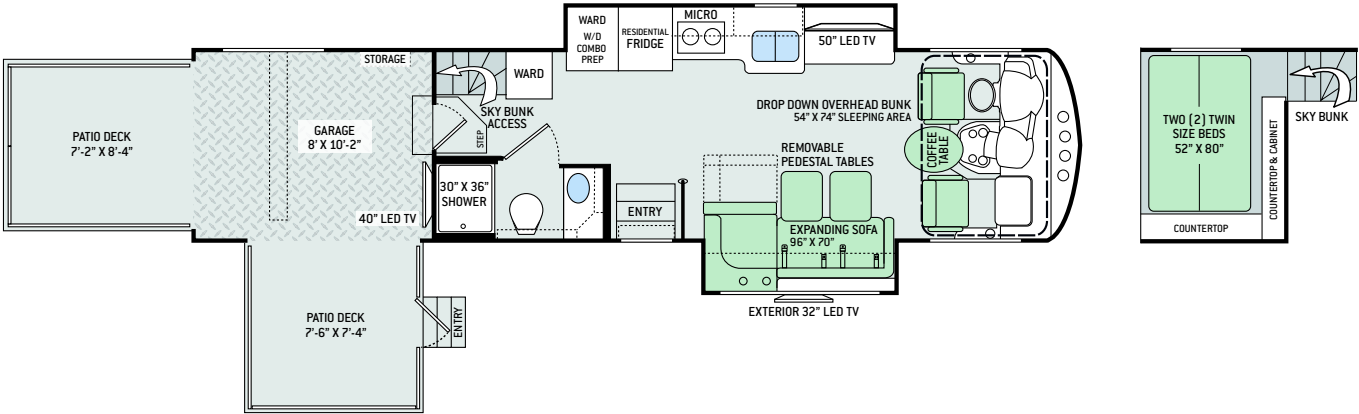
CLASS A	37BG
Chassis	Ford
Gross Vehicle (GVWR)	26,000
Gross Combined (GCWR)	30,000
Wheel Base	252"
Exterior Length (w/o ladder)	38'-6"
Exterior Height (w/AC)	13'-3"
Exterior Width (w/o mirrors)	101"
Interior Height	80"-97"
Awning Size	10' & 18'
Fuel (gal)	80
LPG (lbs)	105
Fresh/Waste/Gray Water (gal)	100 / 43 / 43
Water Heater (gal)	6
Furnace (BTUs)	35,000
Exterior Storage Capacity (cu. ft.)	117
Garage Capacity (lbs)	2,500




CLASS A	37RB
Chassis	Ford
Gross Vehicle (GVWR)	26,000
Gross Combined (GCWR)	30,000
Wheel Base	252"
Exterior Length (w/o ladder)	38'-9"
Exterior Height (w/AC)	13'-3"
Exterior Width (w/o mirrors)	101"
Interior Height	80"-97"
Awning Size	9' & 13'
Fuel (gal)	80
LPG (lbs)	105
Fresh/Waste/Gray Water (gal)	100 / 43 / 43
Water Heater (gal)	6
Furnace (BTUs)	35,000
Exterior Storage Capacity (cu. ft.)	127
Garage Capacity (lbs)	2,500



CLASS A	37GP
Chassis	Ford
Gross Vehicle (GVWR)	26,000
Gross Combined (GCWR)	30,000
Wheel Base	252"
Exterior Length (w/o ladder)	38'-9"
Exterior Height (w/AC)	13'-3"
Exterior Width (w/o mirrors)	101"
Interior Height	80"-97"
Awning Size	7'-6" & 20'
Fuel (gal)	80
LPG (lbs)	105
Fresh/Waste/Gray Water (gal)	150 / 43 / 43
Water Heater (gal)	6
Furnace (BTUs)	35,000
Exterior Storage Capacity (cu. ft.)	138
Garage Capacity (lbs)	1,600



Outlaw Class A Interior Decor



ACES WILD



HIGH-GLOSS GLAZED MILAN



CHAIN REACTION



HIGH-GLOSS GLAZED NEWPORT



HEARTBREAKER



HIGH-GLOSS GLAZED PACIFIC



COUNTERTOPS



RESIDENTIAL VINYL FLOORING

Exterior Graphics



GHOST RIDER FULL-BODY PAINT



ROULETTE BLUE FULL-BODY PAINT



OVERDRIVE FULL-BODY PAINT



RENEGADE FULL-BODY PAINT

Class A Features

CONSTRUCTION & EXTERIOR

- Ford® F-53 Chassis - 6.8L Triton® V10 Engine, 320HP, 460 lb.-ft. Torque - TorqShift® 6-Speed Automatic with Overdrive Transmission
- Fiberglass Front Cap
- Full-Body Paint with Gel Coated Sidewalls
- Automatic Leveling Jacks with Touchpad Controls
- Basement Pass-Through Storage
- Rotocast Storage Compartments
- Power Patio Awning with Integrated LED Lighting
- Rear Spot Lights
- Electric Entry Steps
- Frameless Windows
- Pet-Link™ Multi-Purpose Tie-Down
- Remote Fuel Filling Station w/ Pump and Nozzle
- Garage Drop-Down Zero-G® Ramp Door, Snap-In Patio System & Power Patio Awning
- Camp Side Drop-Down Zero-G® Ramp Door, Snap-In Patio System, Staircase to Ground Level & Power Patio Awning (37GP)
- Sliding Glass Door & Screen to Camp Side Patio Deck™ (37GP)
- Air Ventilation Sidewall Vents in Garage
- 8,000-lb. Trailer Hitch with 7-pin Round Connector

CONSTRUCTION & EXTERIOR OPTION

- Frameless Dual Pane Windows

AUTOMOTIVE & COCKPIT

- 10" Touchscreen Dash Radio with Bluetooth®
- Back-Up Monitor
- Heated/Remote Exterior Mirrors with Integrated Side View Cameras
- Reclining/Swivel Leatherette Captain's Chairs with Stow-Away Coffee Table

- Emergency Engine Start Switch
- Power Solar & Privacy Shades on Windshield
- Manual Roller Shades on Side Windows
- Dash Fans
- Fog Lights
- 22.5" Tires with Aluminum Wheels
- Valve Stem Extenders on Rear Wheels
- Rear Mud Flap
- Dash Workstation with 110-volt & 12-volt Outlets
- Power Drop-Down Hide-Away Overhead Bunk with Cotton Cloud™ Mattress & Bunk Ladder

INTERIOR

- Rubber Tread Entry Steps with Step Well Light
- Residential Vinyl Flooring
- 80" Interior Height (At Lowest Point)
- LED Lighting
- Ceiling Ducted Air Conditioning System in Living Area (37GP & 37RB includes Loft)
- High-Gloss Glazed Cabinetry with Solid Wood Raised Panel Cabinet Doors & Nickel Finish Hardware
- Leatherette Sofa (37BG)
- Leatherette Expanding Sofa with Two (2) Removable Pedestal Tables (37GP)
- Two (2) Opposing Jack-Knife Sofas in Garage (37BG)
- Leatherette Dream Dinette® Booth (37BG & 37RB)
- Window Solar & Privacy Roller Shades in Living Area
- Tread Plate Non-Slip Flooring, Tie Down Rings & Stainless Steel Storage Cabinet in Garage
- VersaTrack Garage Storage System (37BG)
- 12-volt Attic Fan in Garage
- Bug Screen Curtain in Garage

INTERIOR OPTIONS

- Two (2) Opposing Jack-Knife Sofas in Garage (37RB)
- Leatherette Jack-Knife Sofa in the Garage (37GP)

KITCHEN

- 11 cu. ft. Double Door Residential Refrigerator (37BG & 37RB)
- 2-Burner Electric Induction Cooktop
- 30" Over-the-Range Stainless Steel Convection Microwave Oven
- Solid Surface Countertops & Sink Cover
- Stainless Steel Double Bowl Sink & Single Handle Faucet w/Pull-Down Sprayer
- 12-volt Attic Fan

BEDROOM & BATHROOM

- Denver Mattress® Queen Size Bed (37RB)
- Denver Mattress® Queen Size Drop-Down Bunk in Garage (37BG)
- Two (2) Twin Size Beds in Sky Bunk (37GP & 37RB)
- 12-volt Attic Fan in Bathroom
- Foot Flush Porcelain Toilet
- Shower with Glass Door
- Stainless Steel Bathroom Sink

ENTERTAINMENT

- 50" LED TV in Living Area (37GP)
- 40" LED TV in Living Area (37BG)
- 32" LED TV in Living Area (37RB)
- Blu-Ray Player in Living Area
- 32" LED TV in Bedroom (37RB)
- 50" LED TV in Garage (37BG)
- 40" LED TV with Side Swing Bracket in Garage (37GP)
- 28" LED TV in Garage (37RB)
- Exterior 32" LED TV on Manual Swivel

- TV Ready in Loft (37GP & 37RB)
- Cable TV & HDMI Ready
- Digital TV Antenna
- Bluetooth® Coach Radio System with Exterior Speakers
- Power Charging Center for Electronics

ELECTRICAL & PLUMBING

- Onan® RV QG 5500 Gas Generator
- Automatic Generator Start
- 50-amp Shoreline Power Cord
- Multiplex Wiring Control System
- Dual 13,500 BTU Low Profile Roof Air Conditioners
- 5,000 BTU Air Conditioner in Garage (37GP & 37RB)
- 6,000 BTU Air Conditioner in Garage (37BG)
- Battery Disconnect Switch
- Four (4) Auxiliary House Batteries
- 1800-watt Inverter
- 55-amp Converter
- Exterior LP Connection
- Pre-wired for Solar Charging
- 6-gallon DSI Gas/Electric Water Heater
- Whole Coach Water Filtration System
- Water Heater Bypass System
- Enclosed & Heated Holding Tanks
- Black Tank Flush System
- Outside Shower

IMPORTANT-PLEASE READ: This brochure reflects product design, fabrication, material, components and specifications at the date of printing, which date is disclosed below. **Please visit us online at ThorMotorCoach.com or consult with your selling dealership for the latest in standards, options, specification and technical information.** Photographs in the brochure may depict optional equipment or may only be available in certain floor plans. Components, appliances and the chassis may have been manufactured in a calendar year before the vehicle's designated model year. All capacities are approximate. The actual length of the vehicle may differ from that indicated in the brochure due to variances in the manufacturing processes and/or installed components. All dry weights are based on standard model features and do not include optional features or equipment. Component part and appliance manufacturers issue limited warranties covering portions of the vehicle not covered under the limited warranty we issue. Copyright Thor Motor Coach, Inc. © LV 12/01/2017

YOUR LOCAL THOR MOTOR COACH DEALER



LA MESA RV
EXPERIENCE LIFE
www.lamesarv.com
800-496-8778



Made to fit.

thormotorcoach.com/outlaw

P.O. Box 1486, Elkhart, IN 46515 Sales Department: 800.860.5658 Customer Service: 877.855.2867

